

SMSU Applied Computational Mathematics Program Data

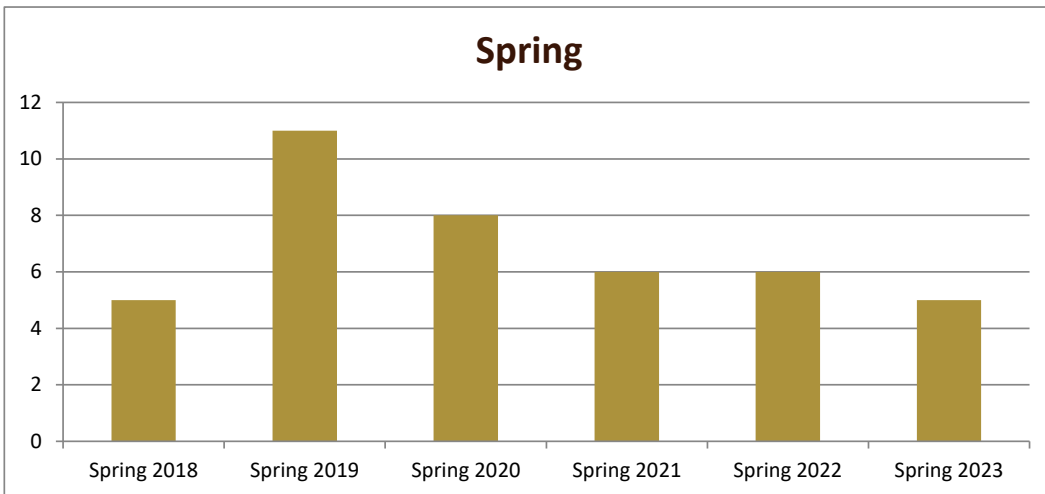
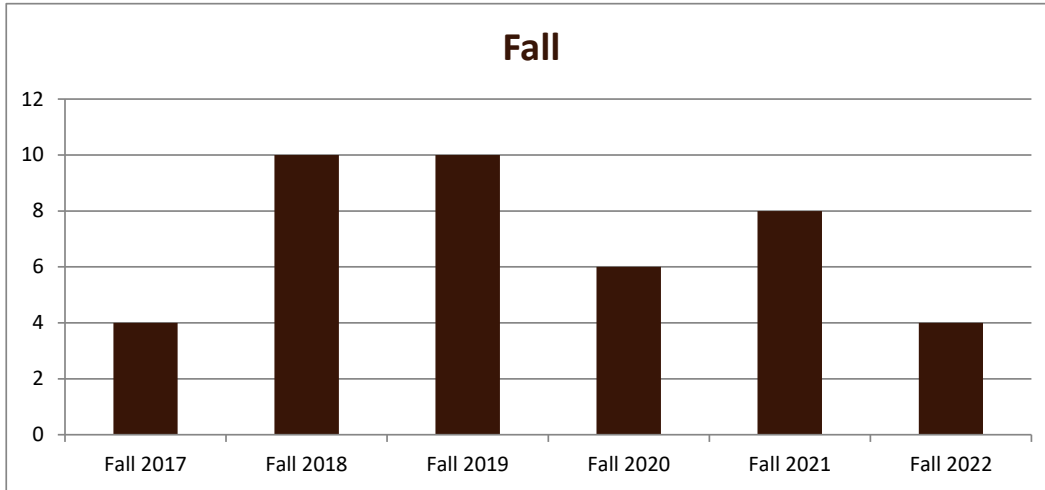
Majors Enrolled

Academic Years 2017-18 to 2022-23

Using Fall Semester data (Fall 2017 to Fall 2022) for Term specific measures



Enrollment by Term						
	2018	2019	2020	2021	2022	2023
Fall	4	10	10	6	8	4
Spring	5	11	8	6	6	5
Summer	1	1	2	2	3	1



SMSU Applied Computational Mathematics Program Data

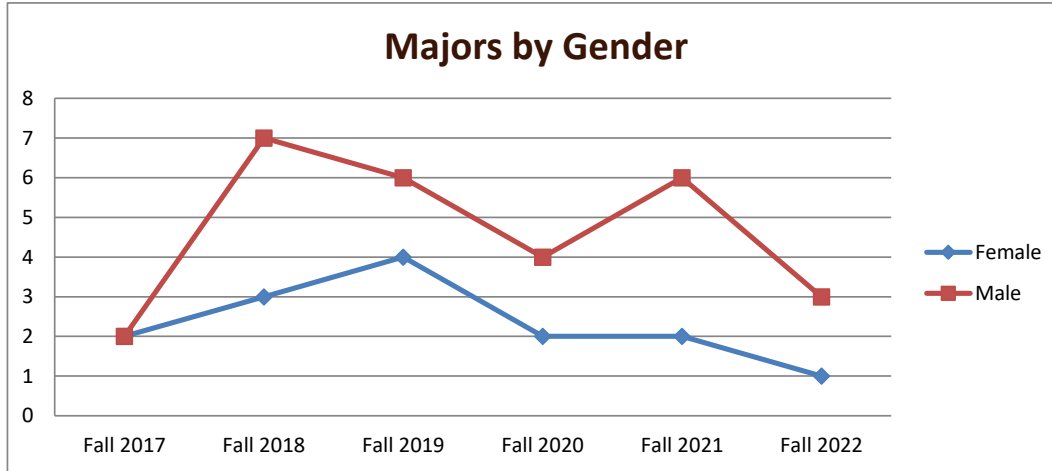
Majors Enrolled



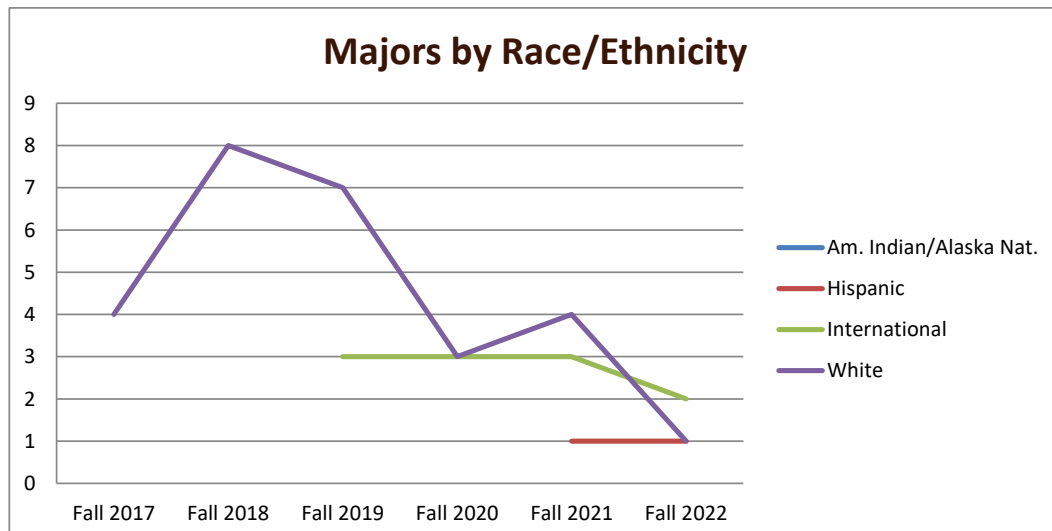
Academic Years 2017-18 to 2022-23

Using Fall Semester data (Fall 2017 to Fall 2022) for Term specific measures

Enrollment by Gender						
	Fall 2017	Fall 2018	Fall 2019	Fall 2020	Fall 2021	Fall 2022
Female	2	3	4	2	2	1
Male	2	7	6	4	6	3
Grand Total	4	10	10	6	8	4



Enrollment by Race/Ethnicity						
	Fall 2017	Fall 2018	Fall 2019	Fall 2020	Fall 2021	Fall 2022
Am. Indian/Alaska Nat.		1				
Hispanic		1			1	1
International			3	3	3	2
White	4	8	7	3	4	1
Grand Total	4	10	10	6	8	4



SMSU Applied Computational Mathematics Program Data

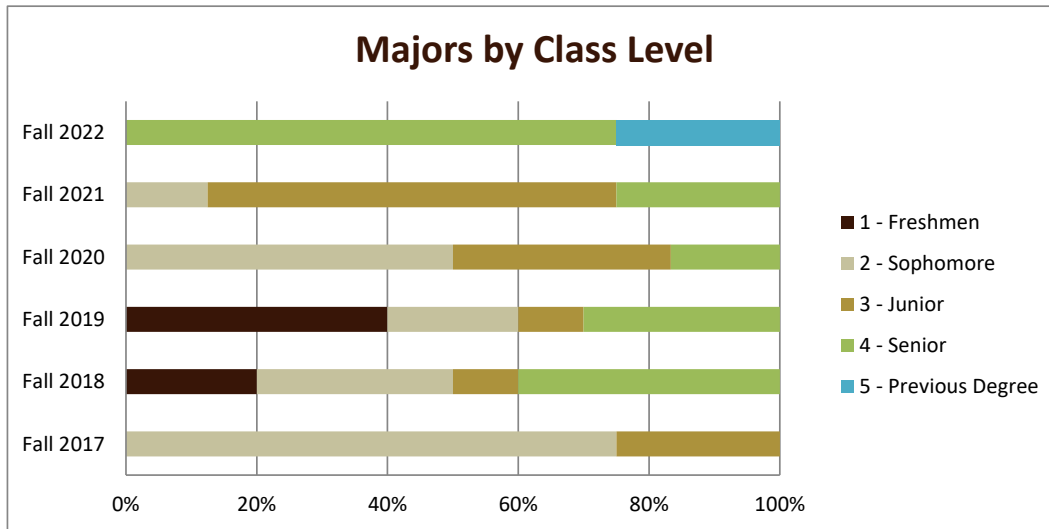
Majors Enrolled

Academic Years 2017-18 to 2022-23

Using Fall Semester data (Fall 2017 to Fall 2022) for Term specific measures



Enrollment by Class						
	Fall 2017	Fall 2018	Fall 2019	Fall 2020	Fall 2021	Fall 2022
1 - Freshmen		2	4			
2 - Sophomore	3	3	2	3	1	
3 - Junior	1	1	1	2	5	
4 - Senior		4	3	1	2	3
5 - Previous Degree						1
Grand Total	4	10	10	6	8	4



SMSU Applied Computational Mathematics Program Data

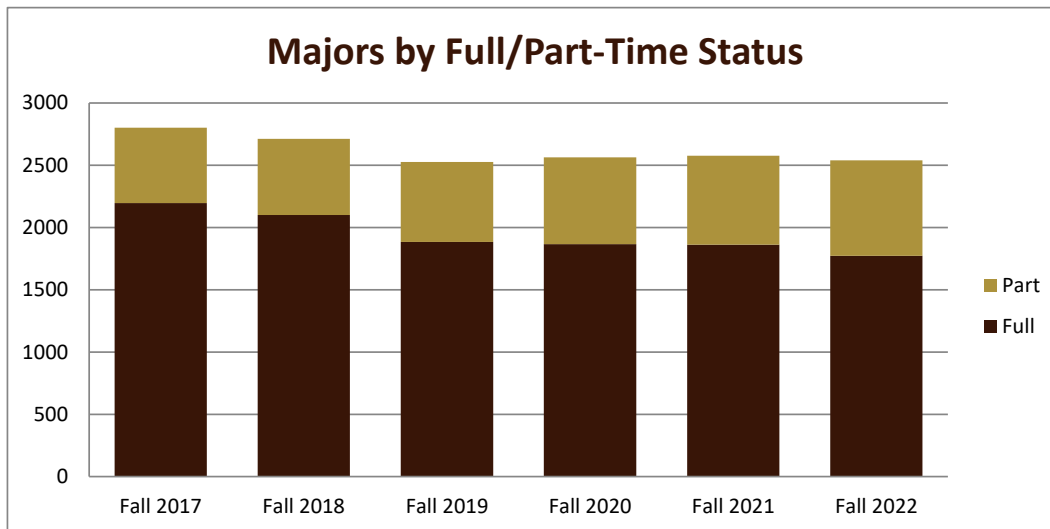
Majors Enrolled



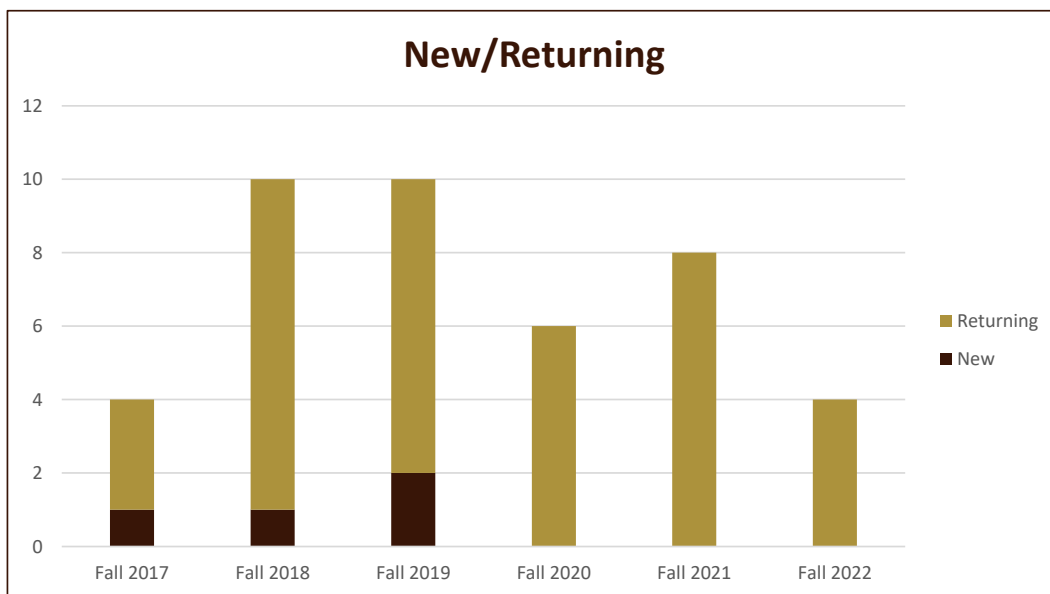
Academic Years 2017-18 to 2022-23

Using Fall Semester data (Fall 2017 to Fall 2022) for Term specific measures

Enrollment by FT/PT						
	Fall 2017	Fall 2018	Fall 2019	Fall 2020	Fall 2021	Fall 2022
Full	3	8	10	6	7	3
Part	1	2			1	1
Grand Total	4	10	10	6	8	4



New/Return Headcount						
	Fall 2017	Fall 2018	Fall 2019	Fall 2020	Fall 2021	Fall 2022
New	1	1	2			
Returning	3	9	8	6	8	4
Grand Total	4	10	10	6	8	4



SMSU Applied Computational Mathematics Program Data

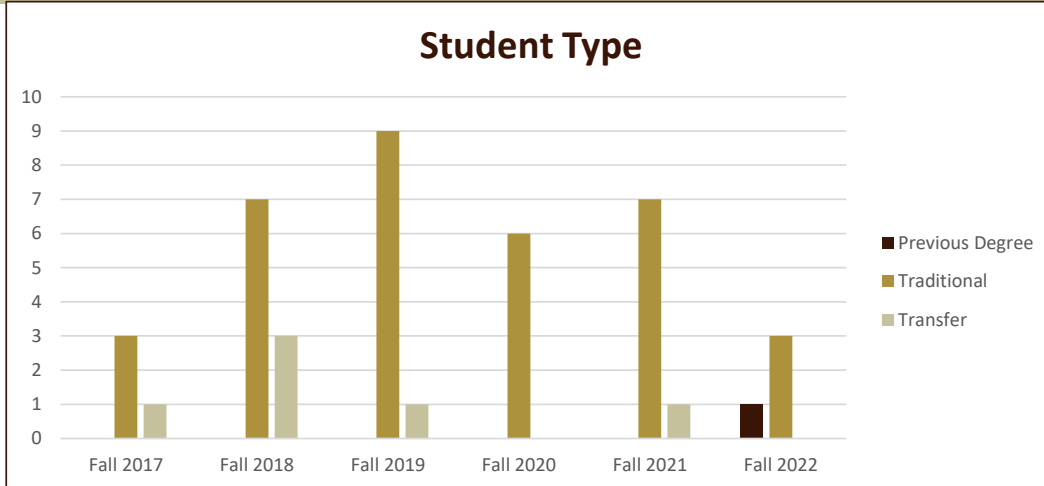
Majors Enrolled



Academic Years 2017-18 to 2022-23

Using Fall Semester data (Fall 2017 to Fall 2022) for Term specific measures

Student Type	Fall 2017	Fall 2018	Fall 2019	Fall 2020	Fall 2021	Fall 2022
Previous Degree						1
Traditional	3	7	9	6	7	3
Transfer	1	3	1		1	
Grand Total	4	10	10	6	8	4



	Fall 2017	Fall 2018	Fall 2019	Fall 2020	Fall 2021	Fall 2022
Program ACT Avg.	26.0	23.0	29.5			
SMSU Avg.	21.1	20.7	21.3	20.3	20.7	19.8

	Fall 2017	Fall 2019	Fall 2020	Fall 2021	Fall 2022
Program H.S. Rank Avg.	74.0	74.0			
SMSU Avg.	56.1	54.4	56.7	57.2	60.8

	Fall 2017	Fall 2019	Fall 2020	Fall 2021	Fall 2022
Program Avg. GPA	4.00	4.00			
SMSU Avg.	2.68	2.93	3.01	3.02	3.15

	Fall 2017	Fall 2018	Fall 2019	Fall 2020	Fall 2021	Fall 2022
Program Avg. Credits	13.00	16.00	16.50			
SMSU Avg.	14.85	15.15	14.93	15.13	14.49	15.1